

# Annexures

## Annexure 1— Project Advisory Group Members

S.No	Name	Affiliation
1	Aya Matsuura	International Labor Organization
2	Dipa Sinha	Ambedkar University
3	Geetika Hora	World Bank
4	Kalpna Viswanath	Safetipin
5	Manjistha Banerji	National Council of Applied Economic Research
6	Mukta Naik	Centre for Policy Research
7	Navsharan Singh	Independent Consultant
8	Neetha N.	Centre for Women's Development Studies
9	Rakhi Sehgal	Trade Union Activist
10	Shalini Sinha	Women in Informal Employment: Globalizing and Organizing
11	Shiney Chakraborty	Institute of Social Studies Trust
12	Subhalakshmi Nandi	Bill & Melinda Gates Foundation

## Annexure 2— A Detailed Profile of Selected Occupations for Delhi

### Informal workers: Domestic Workers

Domestic and related helpers, cleaners and launderers as an occupational classification includes domestic servants, dusters, cleaners in private households as well as offices, hotels and other establishments. This category, which makes up 9.4 percent of the urban female workforce, also includes dhobi, hand pressers and other types of laundry workers. Analysis on the nature of employment of domestic workers shows that they are generally considered regular salaried

or wage workers (Figure 9). However, further analysis shows that the regular salaried nature does not translate into secure working conditions. For starters, 96 percent of all domestic workers do not have any written contracts that guarantee employment security (Figure 10). This opens such female workers to summary dismissals and no legal backing. Unsurprisingly, 90 percent of such workers are not eligible for social security benefits of any form and 88.3 percent do not have paid leave provisions. This broadly outlines the precarious conditions of work under which female domestic workers and related helpers habitually work.

Figure 9: Status of employment (in % of urban female domestic workers)

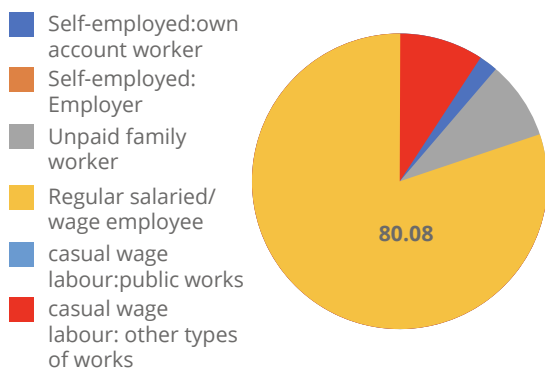


Figure 10: Job contracts (in % of urban female domestic workers)

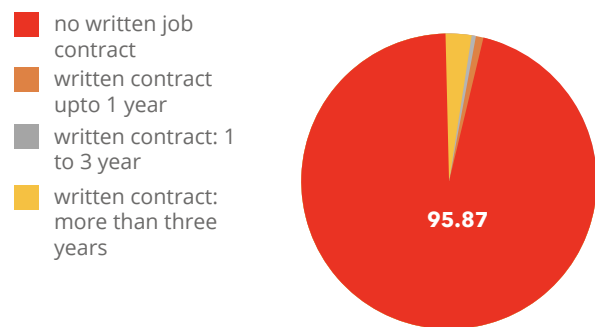


Figure 11: Social security (in % of urban female domestic workers)

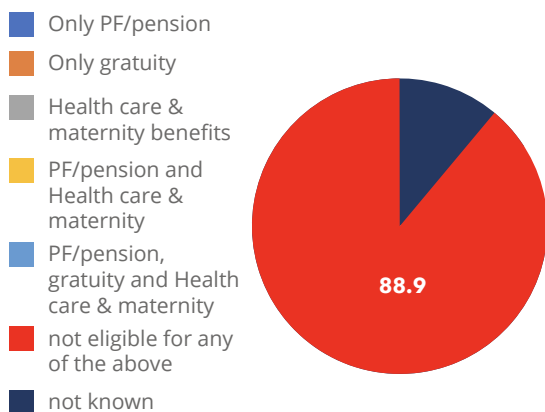
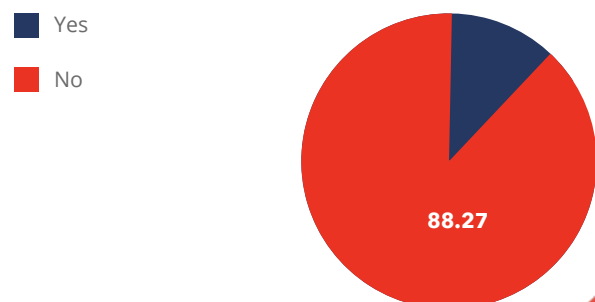


Figure 12: Paid leaves (in % of urban female domestic workers)



Such workers are primarily present in private household, personal service activity and education industries, as per the National Industrial Classification, 2008. In fact, almost 82 percent of all domestic workers are concentrated in these three industries. However, the industry in which they work does not determine their access to benefits. The country's education sector, which is largely formal in nature, does not guarantee domestic workers within the industry security. In fact, 57 percent of all female domestic workers in the education sector are not eligible for any form of social security benefits.

Given that national level data reveals a large degree of informality present in this occupational category, it would be interesting to see the impact on such workers following the imposition of a nation-wide lockdown that prevented women from working for a long stretch of time.

### Informal workers: Street Vendors

Another major services category in which urban women participate is sales. 7 percent of all urban female workers engage in the combined the occupations of shops salespersons, stall and market salespersons as well as street vendors.

Female street vendors represent those who deliver milk, newspapers,

order supplies or street food vendors mainly. These occupations are largely dependent on mobility and day-to-day orders, making it highly vulnerable to the stringent nation-wide lockdown. In particular, more than two-thirds of this cadre has no access to any form of social security benefits (Figure 21) and no form of written contract (Figure 22). This is particularly alarming given the degree of informality prevalent in this occupation from before the onset of the pandemic.

Figure 21: Social security (in % of urban female street vendors)

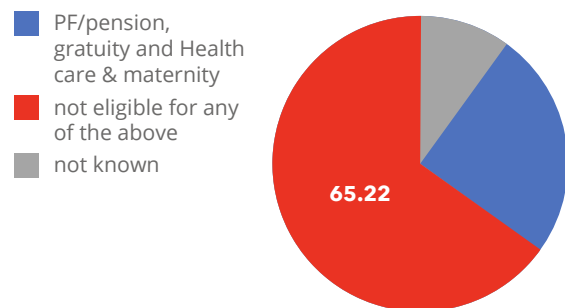
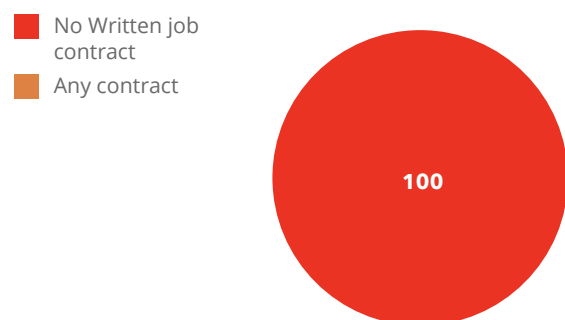


Figure 22: Job security (in % of urban female street vendors)



Source: Calculated using PLFS 2017-18

## Annexure 4 — List of Surveys included in the study

Name	Focus of Research: Impact of the COVID-19 on:-	Composition of participants	Location	Occupational category	Period of the survey	Methodology
1 Lahoti, R. Abraham, R. Kesar, S. Nath, P. Basole, A. Mohan, M. Rajasekar, S. D'Souza, Z. Pallapothu, S. Joshi, N. Rao, A. COVID-19 Livelihoods Survey (Azim Premji University (2020))	Employment, livelihoods, access to government relief schemes	48% males, 52% females	7 cities (Ahmedabad, Ajmer, Bengaluru, Bhubaneswar, Delhi, Jaipur, and Pune) and 161 districts	Service providers, construction workers	3rd April 2020- 20th May 2020	Telephone Survey
2 Agrawal, N. Ashraf, H. June 2020. COVID-19 Impact on Daily Life (CIDL) Survey. Dvara Research	Visible signs of distress, access to essential services, government welfare schemes, coping mechanisms	347 households (Round 1), 257 households (Round 2)	47 districts of 9 states: Maharashtra, Tamil Nadu, Rajasthan, Madhya Pradesh, Tripura, Chhattisgarh, Uttarakhand, Gujarat, and Karnataka	Agriculture and allied, Wage workers, Self-employed (skilled), Salaried, Business	Round 1- April 23 to May 7, Round 2- May 15 to May 27	Telephone Survey
3 ActionAid. (2020). Workers in the time of COVID-19: Round 1 of the National Study on Informal Workers.	Migrant workers both in their destination states and source states as well as those in transit, non-migrant workers in both rural and urban areas	72% male, 28% female, 0.01% other gender identities	293 source and 393 destination districts in 21 states	67% migrant workers, 33% in-situ workers	May, 2020 (third phase of lockdown)	Interview survey conducted by mobile phone application

Name	Focus of Research: Impact of the COVID-19 on:-	Composition of participants	Location	Occupational category	Period of the survey	Methodology
4 B, Sayantan. M, Sanjib. Gaon Connection and Lokniti-CSDS Covid Rural Survey 2020. TOI. ANI.	Lives and livelihoods of rural households across India The experience of migrants at the time of the lockdown and travelling back home during it	82.9% males, 16.9% females, 0.2%- others	179 districts in 20 States and 3 Union Territories (Rajasthan, Punjab, Haryana, Himachal Pradesh, Uttarakhand, Uttar Pradesh, Bihar, Jharkhand, West Bengal, Sikkim, Assam, Arunachal Pradesh, Manipur, Tripura, Odisha, Kerala, Maharashtra, Gujarat, Madhya Pradesh, Chhattisgarh, Jammu and Kashmir, Ladakh and the Andaman and Nicobar Islands)	Farmer, Agricultural laborer, Dairy/poultry/animal rearing, Shopkeeper/trader, Private job, Government job, Construction worker/brick layer, Laborer/stone cutter, Doctor/nurse, Teacher, Service, Potter, Tailor/mechanic/electrician/blacksmith/carpenter/weaver, Rickshaw man/cart puller, Street/footpath vendor, Courier person/delivery person, Driver	May 30- July 16, 2020	Interview survey conducted by mobile phone application
5 Afridi, F. Dhillon, A. Roy, S. 2020 How has Covid-19 crisis affected the urban poor? Ideas For India: For more Evidence Based Policy (Findings from a phone survey - I)	The impact on the livelihoods, Physical and emotional well-being of the urban poor, Gendered experience of this crisis	456 households	Delhi (10 industrial estates)	Daily-wage workers in factories, construction, self-employed in the informal sector (petty business, small retail shops)	6 April 2020- 20 April 2020 (later 20 April to 3 May 2020)	Telephone Survey

	<b>Name</b>	<b>Focus of Research: Impact of the COVID-19 on:-</b>	<b>Composition of participants</b>	<b>Location</b>	<b>Occupational category</b>	<b>Period of the survey</b>	<b>Methodology</b>
6	Afridi, F. Dhillon, A. Roy, S. 2020 How has Covid-19 crisis affected the urban poor? Ideas For India: For more Evidence Based Policy (Findings from a phone survey — II)	The impact on the livelihoods, Physical and emotional well-being of the urban poor, Gendered experience of this crisis	931 households	Delhi (10 industrial estates)	Daily-wage workers in factories, construction, self-employed in the informal sector (petty business, small retail shops)	20 April 2020 - 3 May 2020	Telephone Survey
7	NCAER National Data Innovation Centre (2020): Delhi NCR Coronavirus Telephone Survey (Round 1). New Delhi: NCAER Council of Applied Economic Research	Livelihoods, Income, Social life, Access to essential items	1,756 adults	Delhi NCR (Urban and rural parts) and 31 districts from Delhi, Haryana, Rajasthan, and Uttar Pradesh (132 Census villages and 138 NSS urban blocks)	Farming, Casual wage work, Business, Salaried work, Household work, other	April 3rd 2020- April 6th 2020	Telephone Survey
8	NCAER National Data Innovation Centre (2020): Delhi NCR Coronavirus Telephone Survey (Round 2). New Delhi: NCAER Council of Applied Economic Research	Livelihoods, Income, Social life, Access to essential items	1,885 adults	Delhi NCR (Urban and rural parts) and 31 districts from Delhi, Haryana, Rajasthan, and Uttar Pradesh (132 Census villages and 138 NSS urban blocks)	Farming, Casual wage work, Business, Salaried work, Household work, other	April 23. 2020- 26th 2020	Interview survey conducted by mobile phone application
9	NCAER National Data Innovation Centre (2020): Delhi NCR Coronavirus Telephone Survey (Round 3). New Delhi: NCAER Council of Applied Economic Research	Livelihood and income, Signs of household distress and hardship	3466 adults. 18.4% females, 81.6% males	Delhi NCR (Urban and rural parts) and 31 districts from Delhi, Haryana, Rajasthan, and Uttar Pradesh (132 Census villages and 138 NSS urban blocks)	Farming, Casual wage work, Business, Salaried work, Household work, other	June 15, 2020-June 23, 2020	Interview survey conducted by mobile phone application



Name	Focus of Research: Impact of the COVID-19 on:-	Composition of participants	Location	Occupational category	Period of the survey	Methodology	
10	NCAER National Data Innovation Centre (2020): Delhi NCR Coronavirus Telephone Survey (Round 4). New Delhi: NCAER Council of Applied Economic Research	Extent to which individuals are willing to get vaccinated and their willingness to pay for the vaccines Disruptions in routine and emergency healthcare Participation of students (ages 6-14) in online classes held by schools, and coaching centre based and home-based learning Economic recovery, occupational shifts during the pandemic, and vulnerability among different occupational groups Distress and financial hardship experienced by households and access to safety nets	3,168 adults	Delhi NCR (Delhi as well as rural and urban areas from selected districts of Haryana, Rajasthan, and Uttar Pradesh)	N.D	23 December, 2020- 4 January, 2021	Telephone survey
11	Ghosh, A., & Bilkhu, A. K. (2020). Impact of COVID-19 National Lockdown on Women: Domestic Workers in Delhi	Livelihoods and lives of domestic workers in Delhi Challenges and barriers in accessing essential resources and services	35 females	Delhi: Shahpur Jat, Tilak Ngar, Okhla, Julena, Andrews Ganj, Mephar Garden, Gulmohar Park, Kalender Colony (Dilshad Garden) and Kotla.	Domestic workers	23 April, 2020- 28 April 2020	Telephone survey, qualitative telephonic interviews with KI

Name	Focus of Research: Impact of the COVID-19 on:-	Composition of participants	Location	Occupational category	Period of the survey	Methodology
12 Banerjee, M. Sharma, M. April-May 2020. Impact of COVID-19 National Lockdown on Women Waste Workers in Delhi.	Paid and unpaid work of the women waste workers Their effort to cope with health risks and economic issues caused by Covid-19	35 females	Delhi (North, North-West, North East and South West Delhi (Rangpur Pahari and Masoodpur))	Waste workers	April-May 2020	Telephone Survey
13 Sekharan, A. Datta, A. May 2020. Impact of COVID-19 national lockdown on women home-based workers in Delhi	Vulnerability of home-based workers due to problems in work, incomes and future hopes for earnings	61 females	Delhi	Home-based workers	May 2020	Telephone survey, qualitative telephonic interview
14 Kaur, G., Ramachandran, R., & Nanda, R. B. (2020, May). Impact of COVID-19 National Lockdown on Women Street Vendors in Delhi	Incomes, paid and unpaid care work done by women Street Vendors	35 females	Delhi (Jwala Nagar, Mandawali, Chidiyaghar, Laxmi Nagar)	Street vendors	23 April, 2020-28 April, 2020	Telephone survey, qualitative telephonic interviews with KI
15 Zaidi, M., & Prateek. (2020, May). Impact of National Lockdown on The Lives of Women Construction Workers in Delhi	Economic vulnerability of female construction workers due to loss of paid work, denied wages, mental and physical stress due to uncertainty	36 females	Delhi (Haiderpur, Pitampura, Bawana, Rohini, Shahbad Dairy, Dwarka)	Construction workers	23 April, 2020-30 April, 2020	Telephone survey, qualitative telephonic interviews with KI
16 SWAN (2020): 21 Days and Counting COVID-19 Lockdown, Migrant Workers, and the Inadequacy of Welfare Measures in India	Migrant workers in India, Inadequacy of welfare measures	9516 males, 1643 females and children	All India	Daily wage/construction workers (79%), non-group based daily wage earners (8%), self-employed (8%)	Start of lockdown-13th April	Telephone survey



Name	Focus of Research: Impact of the COVID-19 on:-	Composition of participants	Location	Occupational category	Period of the survey	Methodology	
17	SWAN (2020): 32 Days and Counting COVID-19 Lockdown, Migrant Workers, and the Inadequacy of Welfare Measures in India	Migrant workers in India, Inadequacy of welfare measures	12839 males, 4024 females and children	All India	Daily wage construction workers (59%), non-group daily wage earners (11%), self-employed (16%)	14th April 2020-26th April 2020	Telephone survey
18	Azeez E P, A. Negi, D P. Rani, Asha. Kumar A P, S. The impact of COVID-19 on migrant women workers in India	Women migrant workers, loss of their livelihood and resulting debt, captivity and the burden of responsibility, disrupted access, emotional burden and lack of support	19 females	Delhi and Gurugram	Housemaids and cleaning staff	May-July 2020	Qualitative interviews (via digital methods)
19	(SEWA Bharat). Gendered Precarity in the Lockdown (What the lockdown shows us about the precarity of women workers)	Women in the informal economy, incomes, savings, assets, education, food security, substance use, health	300 females	Punjab, Uttarakhand, Rajasthan, Gujarat, Madhya Pradesh, Kerala, Odisha, West Bengal, Jharkhand, Bihar, Nagaland, Delhi	Agricultural workers, weavers, artisans, home-based workers, domestic workers, beedi rollers, street vendors, financial agents, medical helpers, those in food services, daily wage workers, factory workers, construction workers, head loaders, homestay hosts, hospitality workers and e-rickshaw drivers.	Over two weeks in April (building on a previous survey in March 2020)	Telephone survey
20	Dhawan, V. Pande, R. Rabinovich, L. Schaner, S. Moore, C T. Getting by on Rice and Salt: Rural Women's Coping Strategies during India's Coronavirus Lockdown (Insights from Chhattisgarh & Madhya Pradesh)	Household finances, women's experiences accessing their bank accounts and PMJDY transfers, and procurement of food, medicine, and other essentials	12 females, 3 males	Chhattisgarh and Northern Madhya Pradesh	Daily wage laborers, farmers, housewives	April, 2020	Telephone survey

Name	Focus of Research: Impact of the COVID-19 on:-	Composition of participants	Location	Occupational category	Period of the survey	Methodology
21 Centre for Labour Research and Action (CLRA), Habitat Forum (INHAF) and Mashal with the Department of Sociology) Rapid assessment of unorganized, informal and migrant workers	Migrant labour, informal & unorganized sector and slum dwellers in distress or stranded, Covid-19 awareness & support assessing current need and decisions needed to support either staying back or facilitating return to their villages	451 males, 141 females (combined)	Gujarat, Rajasthan and Maharashtra	Textile workers, sugarcane workers, construction workers, domestic workers, farm workers.	23rd April, 2020- 1st May, 2020.	Telephone Survey
22 Chauhan, P. Gendering COVID-19: Impact of the Pandemic on Women's Burden of Unpaid Work in India	Time spent on unpaid work and gender differences in the urban centres in India, gendered impact of lockdown on unpaid labor of women on various parameters like marital status, employment status, income levels and average weekly office hours	43 males, 57 females (stage one survey) 20 adults (stage two survey)	urban and semi-urban areas in India	N.D.	N.D.	Qualitative interviews
23 Pinchoff, J. Santhya, KG. Acharya, R. Ngo, T D. Rampal, S. White, C. A study on "Economic, Social and Health Impact of COVID-19 in the States of Uttar Pradesh and Odisha"	Adolescents and young adults Gender differences in knowledge of COVID-19 symptoms and preventive behaviors	506 males, 1160 females	Uttar Pradesh, Bihar	N.D.	3rd April, 2020-22nd April, 2020	Telephone survey

Name	Focus of Research: Impact of the COVID-19 on:-	Composition of participants	Location	Occupational category	Period of the survey	Methodology	
24	Chakraborty, S. Impact of COVID-19 National Lockdown on Women Informal Workers in Delhi (ISST, New Delhi)	Women in domestic work, street vending, waste picking, home-based work, and construction work	176 females	New Delhi (Shahpurjat, Tilak Nagar, Okhla, Julena, Andrews Ganj, Mephar Garden, Gulmohar Park, Kalender Colony, Dilshad Garden, Kotla, Jwala Nagar, Mandawali, Chidhiyaghar, Laxmi Nagar, Rangpuri Pahadi, Savda Ghevra, Bakarwala, Dwarka, Bavana, Rohini, Haiderpur, Shahbad Dairy)	Domestic Work, Street Vending, Waste Picking, Home Based Work, Construction Work	15 April, 2020 -3 May 2020	Telephone survey, qualitative telephonic interviews with KI
25	Summary Report Impact of COVID-19 on Urban Poor in Mumbai (Aajeevika Bureau, Apnalaya. Youth For Unity and Voluntary Action, Society for Nutrition, Education and Health Action, Save The Children India; compiled by Sahayog Foundation)	Exacerbation of pre-existing inequities in urban India, especially those at the lower end of incomes, health, livelihoods and financial situation of the urban poor and what has been their access to relief measures	43,510 adults	Mumbai, Navi Mumbai, Pune, Delhi	Daily wage earners, informal workers in micro garment and metal manufacturing units	March, 2020 -June, 2020	Qualitative interviews and telephone surveys

## Annexure 5: List of Schemes and Policies rolled out post COVID-19 onset included in the report

SCHEMES	DEPARTMENT RESPONSIBLE THAT ISSUED THE SCHEME	LEGISLATIONS	LAUNCH YEAR	FACILITIES	BENEFICIARIES OF THE SCHEME
PM Street Vendor's AtmaNirbhar Nidhi Scheme (PM SVANidhi)	Ministry of Housing and Urban Affairs	Scheme is under Street Vendors (Protection of Livelihood and Regulation of Street Vending) Act, 2014.	June 01,2020	Facilitate collateral free working capital loans of up to INR10,000/- of one-year tenure, repaid monthly, to approximately 50 lakh street vendors, to help resume their businesses in the urban areas, including surrounding peri-urban/ rural areas	Street Vendors who are engaged in vending in urban areas as on or before March 24, 2020
Affordable Rental Housing Complexes (ARHCs) for Migrant Workers/Urban Poor	Ministry of Housing & Urban Affairs	Under the PM Awas Yojana- Urban	May,2020	Providing ease of living to Urban migrants/poor in Industrial Sector as well as in non-informal urban economy to get access to dignified affordable rental housing close to their workplace.	Varied groups of urban migrants/ poor from EWS/ LIG categories including industrial & construction workers, migrants working with market/ trade associations, educational/ health institutions, hospitality sector, long-term tourists/ visitors, students etc.
Deen Dayal Antyodaya Yojana	Ministry of Housing & Urban Poverty Alleviation	National Rural Livelihoods Mission (NRLM)	June,2011; extended in 2020	Provided with collateral-free loans up to Rs.20 lakh from Rs.10 lakh earlier	Women Self-Help groups
Pradhan Mantri Jan-Dhan Yojana	Ministry of Finance		March 26,2020	Rs 30,000 crore was deposited in the women Jan Dhan accounts during Covid 19 pandemic lockdown.	
PM Garib Kalyan Yojana	Ministry of Finance		December 16,2016 ; extended in 2020	(i) 5kg of free wheat/rice to be provided to more than 80 crore people-to each member of a family-along with 1kg free whole chana per family, per month	Below poverty line families; Marginalized population

SCHEMES	DEPARTMENT RESPONSIBLE THAT ISSUED THE SCHEME	LEGISLATIONS	LAUNCH YEAR	FACILITIES	BENEFICIARIES OF THE SCHEME
Emergency Credit Line Guarantee Scheme (ECLGS)	MSME and MUDRA borrowers	specific response for severely impacted manufacturing and other activities in the MSME sector. In view of the critical role of the MSME sector in the economy and in providing employment, the proposed Scheme is expected to provide much needed relief to the sector by incentivizing Money Lending Institution(s) to provide additional credit of up to Rs.3 lakh crore to the sector at low cost, thereby enabling MSMEs to meet their operational liabilities and restart their businesses		Announced as a part of the government's Rs.20 trillion financial package to help the poor and small businesses tide over the crises that followed the coronavirus pandemic and the ensuing lockdown. This collateral-free loan is expected to enable small businesses to pay salaries, rent and to help with restocking expenses.	Incentives to banks and non-bank lenders to offer additional funding facility to small borrowers by providing them 100% guarantee for any losses suffered by the lenders due to any default.
Garib Kalyan Rojgar Abhiyaan	Ministry of Rural Development		June 20th, 2020	(i) Saturate villages with public infrastructures & create livelihood opportunities viz- Roads, Housing, Anganwadis, etc.	Migrant workers

SCHEMES	DEPARTMENT RESPONSIBLE THAT ISSUED THE SCHEME	LEGISLATIONS	LAUNCH YEAR	FACILITIES	BENEFICIARIES OF THE SCHEME
Maintenance of essential health services during COVID-19	Parliament of India	Essential Services Maintenance Act		<p>1.) Telehealth — suspected COVID-19 patients and other patients requiring ambulatory care, should be encouraged to utilise tele-platforms to determine the need to visit a health facility/ hospital/ Fever Centre.</p> <p>2.) Services that are traditionally delivered through outreach such as immunization, antenatal care, screening for common NCDs/ communicable diseases etc. would need to be re-organized during the period of lockdown/ restriction. Where feasible, those due for any of these services, would be asked to come to peripheral facilities (SHCs/ PHCs/ UPHCs, including HWCs/ Urban Health Posts) on particular dates/ times, decided at local levels and informed telephonically or through ASHA.</p> <p>3.) Home-visits by ASHAs should be optimized to provide follow up care to all beneficiaries in a particular household/hamlet/ mohalla during one visit and avoid making repetitive visits to the same house/mohalla.</p>	Incentives to banks and non-bank lenders to offer additional funding facility to small borrowers by providing them 100% guarantee for any losses suffered by the lenders due to any default.



SCHEMES	DEPARTMENT RESPONSIBLE THAT ISSUED THE SCHEME	LEGISLATIONS	LAUNCH YEAR	FACILITIES	BENEFICIARIES OF THE SCHEME
				<p>4.) Triaging- Despite encouraging patients with COVID-19 like symptoms to use channels of telehealth, many individuals are likely to show up at those facilities providing non COVID-19 essential services to seek care. Triaging is thus important in all facilities. The following should be ensured:</p> <ul style="list-style-type: none"> <li>▶ At SHC and PHC including HWC, referral would be through helplines to higher level facilities. Entry point screening during triaging would help minimize contact between probable COVID-19 and non-COVID-19 cases. If possible, temporary structures outside the building could be set up to facilitate triaging.</li> <li>▶ All healthcare facilities should establish triaging mechanisms for beneficiaries/patients visiting the facility.</li> <li>▶ All frontline health workers should be trained in protocols for COVID-19 screening, isolation and triage which are to be followed for anyone arriving with acute onset of cough, fever, and breathlessness within the last 14 days.</li> </ul>	



SCHEMES	DEPARTMENT RESPONSIBLE THAT ISSUED THE SCHEME	LEGISLATIONS	LAUNCH YEAR	FACILITIES	BENEFICIARIES OF THE SCHEME
				<p>States should be aware that 6 protocols are evolving and therefore to use the most updated provided on websites of MoHFW/ICMR/ NCDC.</p> <ul style="list-style-type: none"> <li>▶ All service providers at peripheral facilities and frontline workers need to be vigilant and to report rise in cases of not only severe acute respiratory infections (SARIs), including pneumonia and influenza-like illnesses (ILIs) but also all fever cases, including dengue, TB, malaria, JE, etc.</li> <li>▶ MoHFW Guidelines for fever clinics suggest that these should be established at CHC/UHC to which patients could be referred from peripheral facilities. The scheduling of visits to fever clinics could be managed through staggered appointments facilitated through telephone calls to the clinic or through centralized helplines.</li> <li>▶ All frontline health care workers in these facilities should be trained in IPC and provided appropriate PPE for their protection as per the guidance. The PPE could be prioritised in areas/ clusters where suspected COVID-19 patients are likely to report.</li> </ul>	

SCHEMES	DEPARTMENT RESPONSIBLE THAT ISSUED THE SCHEME	LEGISLATIONS	LAUNCH YEAR	FACILITIES	BENEFICIARIES OF THE SCHEME
				5.) Management of human resources  6.) Ensuring supplies of medicines and diagnostics, program management (including monitoring)  7.) Finances  8.) Accountability systems	