

ETHIOPIA

Year 2 findings from the Life in a Time of Food Price Volatility Study



Workers at an irrigated vegetable farm, Ethiopia

TASSEW WOLDENHANNA

ASSOCIATE PROFESSOR, DEPARTMENT OF ECONOMICS, ADDIS ABABA UNIVERSITY

YISAK TAFERE

PHD CANDIDATE, NORWEGIAN CENTRE FOR CHILD RESEARCH, NORWEGIAN UNIVERSITY OF SCIENCES AND TECHNOLOGY

CONTENTS

EXECUTIVE SUMMARY	3
1 INTRODUCTION	5
2 METHODS	8
3 COUNTRY CONTEXT.....	10
4 MAIN FINDINGS ABOUT FOOD PRICE CHANGES.....	12
5 LOCAL ACCOUNTABILITY FOR FOOD SECURITY / HUNGER.....	24
6 CONCLUSION.....	28
ACKNOWLEDGEMENTS.....	30

Tables:

Table 1: Research Methods and Types of Respondents in Urban and Rural Communities.....	4
Table 2. Trends in implicit deflator and annual percentage change in GDP deflator....	12
Table 3. Changes in price of selected cereal in Addis Ababa.....	13
Table 4: Food price changes (in Birr) in the rural site.....	13
Table 5: Food prices changes in urban site	14
Table 6: Comparison of wages for five urban households	18

Figures:

Figure 1. Annual percentage change in GDP deflator from 2000-2012.....	12
Figure 2: Change in food price (birr/quintal): rural site.....	14
Figure 3: Change in food price (birr/quintal): urban site.....	15
Figure 4: Changes in prices of selected food items over the two years in rural and urban sites.....	15
Figure 5: Vegetable growing through irrigation attracted young workers.....	19
Figure 6: In some households roasted grain or a piece of <i>enjera</i> with tomato could be the meal.....	20
Figure 6: The Urban Consumers' Association provides edible oil to consumers at fair price.	26

EXECUTIVE SUMMARY

The findings of the research indicate that in both sites the price of food items have showed limited increase. The increases in food price have more effect on the poorer population. The trend during the last year indicated that the price of vegetables showed significant changes as compared with the price of basic food items such as maize, wheat and teff. In both urban and rural areas, the price of sugar and food oil have remained unchanged because these items were provided by the consumers' association in the urban areas and by the farmers' union in the rural ones. In the rural areas, the increase in the price of food crops have been precipitated by the increase in the cost of agricultural production (fertilizer, improved seeds, pesticides, labor, etc.) while in the urban areas the increase is mainly caused by the increase in transport cost and unfair traders.

Overall, however, the data show the increase in price has been insignificant. The major reasons were the government's application of the new law on price control and establishment of consumer association at local levels that supply consumer goods at reasonable prices. Many hope this to be more effective in the coming years and called for more governmental intervention in price regulation.

Regarding the changes in occupation in the two sites (an urban neighborhood in the capital, Addis Ababa and a rural community in Oromia region), the local governments have tried to create some jobs. However, the available vacant positions are very small compared with the number of job seekers. In the rural site, paid work in the irrigation projects uses a large number of laborers and the wages have been increased by more than double for some of the activities such as planting, collecting, etc. The problem is that these paid labor activities need simple basic farming skills and the educated young people do not want to involve in these activities. Even the big investors in irrigation and flowering farms do not want to employ educated young people.

The findings showed that at the household level, domestic works still remains the main activity of women and children in both sites. In the rural areas, men still play a dominant role in farming and herding activities. However, in both rural and urban areas, there have been slight changes in the gender division of labor in which men start to become involved in domestic activities such as fetching water and firewood, caring for children and cooking. One of the big changes in the rural site was that wives/women have started to play important roles in buying and selling items in the market. These seem to be associated with the increasing awareness of gender equality within the rural community in general and within the household in particular. In general, high costs of living means family members have to work hard, including women working outside the home. As wages of maids is becoming too high, male members have increasingly shared the work load of their female members at home.

With regard to the types of food consumed by the household members, the majority of the households in the urban areas eat bread or *enjera* with cabbage or *shiro wot*. In the rural area, the main daily food at the time of interview was *torosho* (dried flat bread) with cabbage. In both sites, people have struggled to get a balanced diet. As many of the respondents reported, poorer household could not afford to buy vegetables which are very expensive. Further, respondents in both sites reported that though their household members wished to eat protein-rich foods such as meat, butter, eggs and chickens, they could not afford to buy them as the price of these food items are very expensive.

The data establishes that poverty of the household contribute to the increasing hunger within the household. In relation to accountability to the hungry, all respondents stated that there is no right for food unless someone finds his/her own way of getting it. This clearly indicates that the provision of food to the hungry is the main responsibility of the individuals and households themselves. Both in the rural and urban sites, there are no formal government structure which

provide food aid to the hungry during food crises in the localities. The policy of the government focuses on improving the livelihood of the people by improving production and productivity of the agricultural sector in the rural sites, and by creating job opportunities to the urban jobless people. Ensuring food security at the household level is associated with improving the general living condition of the people.

The government representative in the study communities related the provision of food for the hungry with creating dependency syndrome. Therefore, the officials continue to agitate and train the people to actively engage in work in order to reduce hungry and poverty. People are continuously aware that the government will not provide food support to the hungry people except in times of natural crises such as flooding, crop destruction by pests, etc. The role of the government is attached to providing technical (training, advising, etc.) and administrative supports, and regulating the market prices for basic food items.

Finally, appreciating what the government is doing much in regulating price, supplying consumer goods at reasonable price and creating job opportunities, we still believe that it is the responsibility of the government to provide food aid at least to the disadvantaged section of the population (such as old people, orphans, people with disability, etc.). The government's strategic trend to ensure food security through improving the livelihood of the people may be appreciated and encouraged. However, the government should revise its policy on the right to food and to have structure at the local level to respond to urgent hunger issues in the communities.

1 INTRODUCTION

The Ethiopian economy has experienced strong growth over the past decade, averaging 10.6 per cent each year from 2004/05 to 2011/12 compared with the regional average of 5.4 per cent.¹ The growth is broad-based and pro-poor, as more than 60 per cent of the government spending going to the education, health, roads, water, and agriculture sectors (MOFED 2010). The per capita income (adjusted for inflation, measured in 2005 US dollars) was \$256 in 2012; this represents a significant increase over recent decades, but still remains below the \$992 average in sub-Saharan Africa. The Plan for Accelerated and Sustained Development to End Poverty (PASDEP) was Ethiopia's guiding strategic framework for the period 2005/06 to 2009/10; the growth efforts during this period were threatened by the twin problems of macroeconomic instability – inflation (due to domestic as well as external causes such as oil and food price increases in 2008) and shrinking foreign exchange reserves (World Bank, 2009).

The remarkable economic growth registered over the last 10 years appears to be pro-poor, resulting in declining poverty head count indexes at national and regional levels, and in both urban and rural communities.

The incidence of poverty (below the national poverty line) declined markedly between 2004/05 (38.7 per cent) and 2010/11 (29.6 per cent). The incidence of poverty fell from 39.3 per cent to 30.4 per cent in rural areas and more substantially from 35.1 per cent to 25.7 per cent in urban areas over the same period. During 2010/11, urban Ethiopia experienced a significant reduction in the poverty gap; in contrast, poverty severity increased in rural areas during the same period. The headcount poverty rate fell in all regions of the country.

Nationally, the income inequality measured by Gini coefficient remained constant. In urban areas income inequality increased until 2004/05 at an alarming rate, but then declined from 44 per cent in 2004/05 to 37.8 per cent in 2010/11. This decline was likely due to the urban-focused activities of the government, as the ruling party lost elections in some urban areas during the 2005 election.

The achievement of food self-sufficiency is one of the key objectives in the Ethiopian Government's Growth and Transformation Plan (GTP) for the years 2010 to 2015. The proportion of households with insufficient consumption expenditure to cover their food needs (food poverty headcount index) in 2010/11 was 33.6 per cent at the national level, 34.7 per cent in rural areas, and 27.9 per cent in urban areas. In the same period the food poverty gap index was 10.5 per cent at the national level, 11.1 per cent in rural areas, and 7.3 per cent in urban areas. Similarly, the food poverty severity index stood at 0.046 at the national level, while in rural areas it was slightly higher than in urban areas, at 0.05 and 0.029, respectively. The overall result indicates that all kinds food poverty indices (incidence, depth, and severity) were higher in rural than in urban areas (MOFED, 2012).

The national food poverty index declined from 38 per cent in 2004/05 to 33.6 per cent in 2010/11 (a reduction of 12 per cent). During this period, the decline in the index was greater in urban areas (a reduction of 21 per cent) than in rural areas (a reduction of 10 per cent). Despite the huge decline in rural food poverty incidence and gap between 2004/05 and 2010/11, no statistically significant change has been observed in the severity of food poverty (squared poverty gap) during the same period in rural areas. In urban areas during the same period the food poverty gap and severity indices declined substantially (by 38 per cent and 40 per cent, respectively).

There are notable disparities in poverty levels among Ethiopia's regions, documented by the national-level poverty report conducted by the Ministry of Finance. In 2010/11, the poverty head count indexes were highest in Afar Region (36.1 per cent), Somali Region (32.8 per cent), and

Tigray Region (31.8 per cent), while poverty estimates were lowest in Harari (11 per cent), Addis Ababa (28.1 per cent), and Dire Dawa (28.3 per cent). In terms of food poverty, the highest rates were observed in Amhara Region (42.5 per cent), Tigray Region (37.1), and Benishangul-Gumuz Region (35.1 per cent). The lowest food poverty rates were found again in Harari (5 per cent), Dire Dawa (21.7 per cent), and Southern Nations, Nationalities, and Peoples' Region (SNNP; 25.9 per cent).

The poverty measures indicate that absolute poverty declined between 2004/05 and 2010/11 in all regions except in urban Dire Dawa (where absolute poverty incidence increased by 6 per cent). The poverty gap also declined over this period in all regions except in rural Afar Region, rural SNNP, Addis Ababa, and urban Dire Dawa. Poverty severity also declined over the period in many of the regions including Tigray Region, Amhara Region, Benishangul-Gumuz Region, Harari, urban Afar Region, urban Somali Region, and rural Dire Dawa, but increased in rural Afar Region, Oromia Region, rural Somali Region, SNNP, Addis Ababa, and urban Dire Dawa. The demographic and health survey provides data on stunted growth, wasting, and underweight rates for the past decade. Nationally, there was a clear downward trend in the rates of stunted growth (identified by comparing measurements of children's heights to a growth reference population) from 58 per cent in 2000 to 44 per cent in 2011. The underweight rate is on a similar downward trend. The prevalence of wasting (low weight-for-age) fell less significantly.

Both the Welfare Monitoring Survey and the Ministry of Education's statistical abstracts indicate education has been expanding in Ethiopia over the past fifteen years, and net enrolments in primary school have almost tripled since monitoring began in 1994. Currently, 85.3 per cent of Ethiopian primary-age children are attending primary school (MOFED, 2013). Secondary school enrolment has risen too, but remains at quite low levels, especially in rural areas and among the poorest groups. Levels of literacy and numeracy (among the population over 10 years) have also increased significantly over time.

According to a recent report by the Ministry of Finance (MOFED, 2013), poverty reduction, improvements in food security, and children's progress in education and nutritional achievements has been driven by economic growth and growth in the incomes of those below the poverty line. This usually results from one of two channels – growth in incomes or redistribution of benefits to people living in poverty. Economic growth has played the most important role in poverty reduction over the past 15 years. In urban areas, infrastructural development (e.g. cobble-stone construction) and its use of labour increased the incomes of many of those living in poverty, subsequently reducing inequality.

Despite the general improvements in living conditions for Ethiopians, around 25 million people in the country (29 per cent of the population) live below the nationally defined poverty line. Chronic malnutrition is very high at 44 per cent. In recent years' inflation has been a major shock for the majority of the urban population and for significant proportion of the food-deficit rural population.

Oxfam and Institute of Development Studies (IDS) have come together and initiated partnerships in 10 countries (namely, Bangladesh, Bolivia, Burkina Faso, Ethiopia, Guatemala, Indonesia, Kenya, Pakistan, Vietnam and Zambia) to track the impacts of increased food prices on the lives of people. The research aims at documenting the poor people's experiences of food price volatility. The findings of the study are intended to inform policy makers and other wider audiences for short and long-term responses with the objective of protecting those vulnerable to the volatility of food prices.

The study is a collaborative work between Oxfam and IDS, as well as different institutions and researchers in study countries. In Ethiopia, the research is led by Dr Tassew Woldenhanna from Addis Ababa University. The *Life in a Time of Food Price Volatility* project comprises three research components: global and national food security tracking, longitudinal qualitative case

studies of 23 communities, and integrated qualitative–quantitative studies in all the countries. The research covers four years, with final output expected in 2015.

In Ethiopia, partner senior researchers carried out a qualitative study in two communities (one urban and one rural) in August 2012 for Year 1 and in August 2013 for Year 2. This report can be considered as an update to the Year 1 report. Year 2 data has an additional focus on ‘Accountability to the hungry’. This report only highlights the major issues related to price changes and how these changes affect the livelihood and wellbeing of the people. Discussions are also made on how the government and local institutions responded to hunger. So, it focuses on the country contexts, methods, government regulations, major findings and policy implications.

The urban study area is a *wereda* in a Kolfe Keraniyo sub-city of Addis Ababa. In the community traders, civil servants, pensioners, vendors, house renters, grain sellers, vegetable growers, daily labours, etc. with the economic status of rich, middle, poor, and very poor, live together. Some earn their living with petty trade and small businesses organized with the help of the *wereda* administration which provided skills training and credit services. They are engaged in wood and metalwork, construction, tailoring, food processing, cobble stones, and other income generating activities, and are generally improving their lives. Indeed, the costs of food items have been increasing such that some people work for more hours and for better profit. The rural site is located in Adami Tulu Wereda, Eastern Zone of Oromia Region. Approximately 95 per cent of the people in the community are dependent on agriculture and the majority of the population earn their living through rain-fed farming.

In the past, farmers were predominantly cattle breeders. Now, due to the shortage of grazing land and droughts, the number of cattle owned by individual farmers has declined, although there are still households in the community which breed cattle, goats, sheep, and donkeys. Detailed issues related to the socio-economic, geographic, and demographic and livelihood risks of the people in the communities can be referred from the Year 1 report.

2 METHODS

The research themes, research questions and methods for the research were adopted from the global methodological paper. The research themes focused on three areas: 1) *Ill/well-being* – investigating how the food price volatility affected the well-being of people on low/precarious incomes in the study communities, 2) *Coping strategies* – establishing how these people cope with changes in prices, 3) *accountability to the Hungry*– exploring who answers to the hungry people in the communities, and how.

The research questions include:

1. How does food price volatility affect wellbeing of people with low incomes?
2. How does people cope with changes in food prices over time?
3. Who are responsible for the hungry people in the communities?

The methods used in data collection involved focus group discussion (FGD), interviews with key informants and household heads. The focus group discussions involved diversified groups of people from each community mainly focusing on women, the youth, mixed (gender, age, occupations, religion, etc.) and those engaged in grain production (rural) and traders (urban). We organized 8 focus group discussions, 10 key informant interviews and 20 household case studies. The methods used and respondents involved in the research are presented in Table 1.

Table 1: Research Methods and Types of Respondents in Urban and Rural Communities

Focus Group Discussion	Key informants		Household cases	
Rural/Urban	Urban	Rural	Urban	Rural
Women Youth Mixed Groups Grain Producers for Rural/ Traders for Urban	1. Woreda Leader 2. Women, Children & Youth Affairs Leader 3. Youth Association Leader 4. Consumers' Cooperative 5. Health Official	1. Kebele Leader 2. Farmer Co-operative Leader 3. Health Extension Worker 4. Women Affairs Head 5. Agricultural Extension Officer	1. Woman who was pregnant in Year 1 2. Daily Labourer 3. Minority Ethnic 4. Very Poor person 5. Female Headed HH 6. NGO Support Beneficiary 7. community support beneficiary 8. Pensioner 9. Very Old person	1. Woman who was pregnant in Year 1 2. Polygamy Daily Labourer Minority Ethnic Female Headed HH Grain Producers (2) Very poor person Very Old person Support Beneficiary

The data collection was conducted in August 2013, the same time with that of Year 1. We used the same three field researchers with Year 1 (1 male and 2 females) and 1 new male researcher. While two of them conducted the field work in the rural community, the other two conducted interviews in the urban community. They have high educational background (second degrees) and extensive fieldwork experiences in qualitative research. Researchers speak the language of the respondents. In group discussion, one researcher facilitated the discussion while the other one takes notes. Individual interviews are divided among the individual researchers.

Like in Year 1, we trained the researchers on the fieldwork guideline/protocols, research ethics, daily data collection activities, deliverables, expected outputs and report writing. We used digital audio recorders to supplement the detailed field notes and digital camera to take pictures. The audio data is transcribed from local language into English. This is a supplementary to the written reports. All data is levelled with the pseudonym of sites and respondents.

As per the ethical guideline of the FPV project, the field researchers were well informed about the purpose of the research, the need of consent, the confidentiality of the identity of the respondents, etc. This helped the participants to feel free in participating in interviews and to give information with confidence.

3 COUNTRY CONTEXT

Until recent years, the Ethiopian government has not developed a policy that helps to control the impact of the high increase in the price of consumer goods. However, in 2010 it issued a decree (with proclamation no. 685/2010) of Trade and Consumers' Protection with the purpose of protecting the consumers and business community from unfair market practices and misleading market conducts.

The specific objectives of the proclamation are:

- Protecting the rights and benefits of consumers;
- Preventing and eliminating trade practices that damage the interests and good will of business persons;
- Accelerating economic development;
- Ensuring that manufacturers, importers, service dispensers and persons engaged in commercial activities in general conduct their activities in a responsible way.

Regarding the protection of the rights and benefits of the consumers, the proclamation emphasised on the following important points:

1. The consumer should get sufficient and accurate information or explanation on the quality and type of goods and services he/she purchases;
2. The consumer can selectively buy goods or services;
3. The consumer should not be obliged to buy for the reasons that he/she looked into quality or options of goods and services or he made price bargain;
4. He/she should be received humbly and respectfully by any business person and to be protected from such acts of the business person as insult, threat, frustration and defamation;
5. The consumer can submit his/her complaints to the Trade Practice and Consumers Protection Authority for adjudication;
6. The consumer should be compensated for damages he/she suffers because of transactions in goods and services.

In order to implement the issues stated in the proclamation, the trade practice and consumers' protection authority was established with the powers and duties to:

1. Takes appropriate measures to increase market transparency;
2. Conduct study and research in connection with consumer interests and rights;
3. Regularly announces to consumers' goods banned by government or internationally from being consumed or sold;
4. Organize various education and training fora in order to enhance the awareness of consumers;
5. Ban advertisements of goods and services which are inconsistent with health and safety requirements;
6. Ensure that the interests of consumers have got proper attention;
7. Protect consumers from unfair activities of business persons and unfair prices of goods and services;
8. Take administrative and civil measures against business persons or other persons on violation of consumer's rights and interests.

In general, the declaration of the Trade Practices and Consumers' Protection proclamation and the establishment of an independent body to implement the proclamation is an important step to mitigate the impact of price volatility and unfair price increase by the traders. We understand that the authority already started its work in Addis Ababa where it established its headquarters. A discussion we made with the Director of Research and Development Directorate cleared that the authority already started to use media to make the public aware of price changes and unfair price changes. He added that the authority wants to extend the provision of education and train-

ing to the public and to take cases which violets the rights and interests of consumers to the court. It also started to receive complaints regarding unfair competition and unfair price increases by hoarding the goods from the consumers and traders. The impact of such proclamation and consumers' protection is very much evident in the urban site which is discussed in the next section.

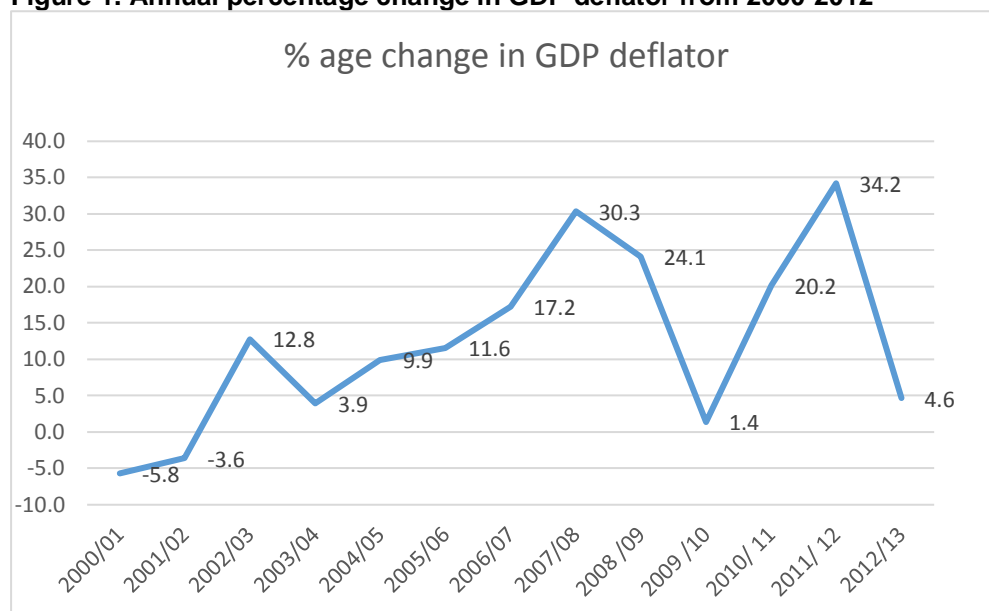
4 MAIN FINDINGS ABOUT FOOD PRICE CHANGES

Changes in food prices

In this section the major findings of the study are presented. It focuses on the impact of prices changes since Year 1. It also reports on the type of works people do and changes in wages as well as the changes in what people are eating as compared with last year.

The respondents were asked to estimate the prices changes and to suggest the causes of the changes over the last one year. Responses from the rural Grain Producers' FGD participants indicated that while the price of some staple food crops such as barley, and wheat showed some decline, the prices of maize, teff, vegetables, etc. showed increment (Table 2). The macroeconomic report by the Ministry of Finance (MOFED, 2014) indicated that there has been an increase in general price since year 2000 and the increment in price were the highest in 2008 and 2011 and very low in 2013 (Figure 1, Table 2 and 3). Therefore, our qualitative survey in 2013 indicated modes increment in price in general, but varies by crop.

Figure 1. Annual percentage change in GDP deflator from 2000-2012



Source: extracted from http://laborsta.ilo.org/sti/EN/SUB/CPI_CHGE_RT.xls

Table 2. Trends in implicit deflator and annual percentage change in GDP deflator

Eth. Calendar	G.C	Implicit GDP Deflator (Basic Prices)	Percentage Change in GDP Deflator
1992	1999/00	0.33	0
1993	2000/01	0.31	-5.8
1994	2001/02	0.30	-3.6
1995	2002/03	0.34	12.8
1996	2003/04	0.35	3.9
1997	2004/05	0.39	9.9
1998	2005/06	0.43	11.6
1999	2006/07	0.51	17.2
2000	2007/08	0.66	30.3
2001	2008 /09	0.82	24.1

2002	2009 /10	0.83	1.4
2003	2010/ 11	1.00	20.2
2004	2011/ 12	1.34	34.2
2005	2012/13	1.41	4.6

Table 3. Changes in price of selected cereal in Addis Ababa

Year	maize	sorghum	white wheat	mixed teff	white sorghum
2008	136.4	126.0	79.7	86.1	88.2
2009	-18.0	-20.0	6.5	9.0	-1.0
2010	-22.5	-12.5	-15.8	-17.4	-9.6
2011	74.1	32.1	50.2	15.5	1.8
2012	-2.1	27.7	-11.9	36.6	42.7
2013	30.0	25.5	19.7	23.1	19.2

Source: extracted from FAO GIEWS price data,

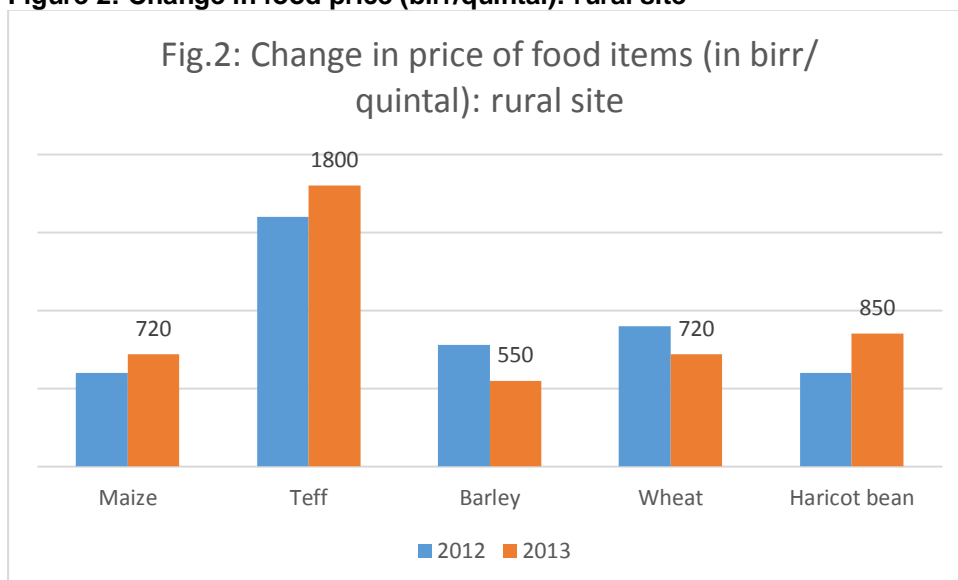
<https://docs.google.com/spreadsheets/d/1SQ60psi48Zpd1n4f3hj2m6KGW-XUUzHZdl1dmUgGti4/edit?usp=sharin>

Table 4: Food price changes (in Birr) estimates as reported by respondents in rural site

No	Food Item	Unit of measurement	Price in Birr (2012)	Price in Birr (2013)	Causes for price change
1	Maize	Quintal	600	720	Shortage of rain resulted in decline in production forcing farmers to buy maize from the market; many farmers sell it with low price in winter and buy it with high price in summer; traders buy the crop with cheaper price in winter and increase it in summer.
2	Teff	Quintal	1600	1800	The price change is minimal as compared with the previous years. Large number of people in the area do not consume teff. They rather produce it for sell.
3	Barely	Quintal	780	550	The production was good last year and this had a positive impact on price.
4	Wheat	Quintal	900	720	Last year, the production was good as compared with maize. In addition, many farmers saved the crop in the winter which led to increase the supply in summer.
5	Haricot bean	Quintal	600	850	Traders export the crop abroad; some traders hoards the crop and create shortage in the summer.
6	Tomatoes	Kilogram	4	12	The plant was affected by pests in spring and summer
7	Onion	Kilogram	5	12	It was affected by pests, and farmers declined to produce it in bulk fearing the unexpected decline in price.
8	Cabbages	Quintal	70	80	Production was good.
9	Meat/fish	Kilogram	170	180	limited increase
10	Fish	Kilogram	15	35	The price of fish, in particular, showed big changes due to increased demand at national market and reduction in production because of chemicals released from the Flowering Farms damaging fishes in lake. High price of beef forced farmers to consume fish which affected the demand.

According to the respondents, the increase in the food price adversely affected their livelihoods, and some of the poorer households have failed to cope with the changes in the prices particularly during the summer season when the poor rural households are forced to buy food crops and seeds from the market. The increase in the production inputs (fertilizer, improved seeds, and pesticides) and services (health, education, transport, etc.) greatly contributed to the depletion of the income of most poor households. This in turn leads to critical shortage of food crops in the households. The changes price estimates of selected food items over the two years are presented in Figure 2.

Figure 2: Change in food price (birr/quintal): rural site



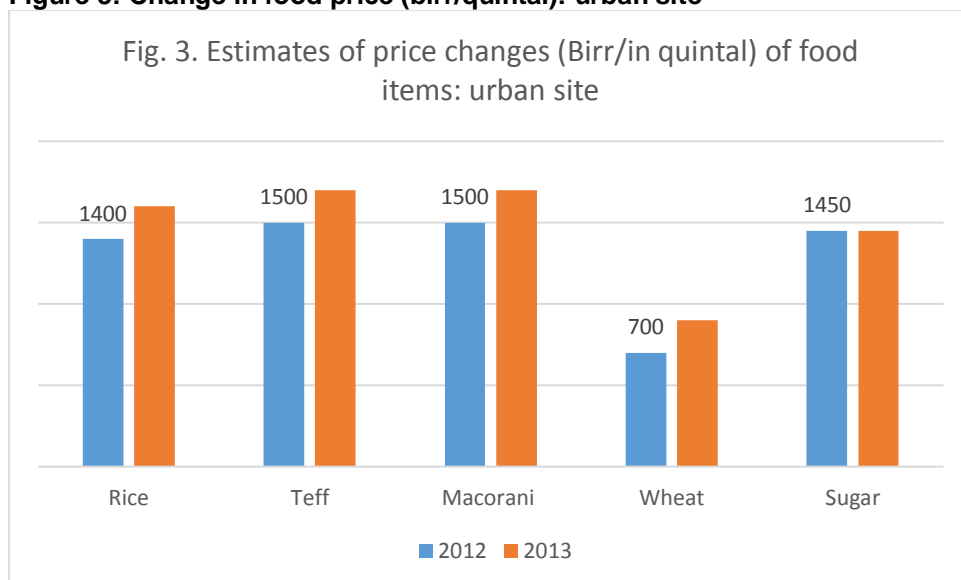
Respondents in the urban sites also reported that the price of food crops and other food items have shown increases over the last one year. Inflation, increasing cost of transport and the conspiracy of 'greedy' traders are the main factors for the increase in the price of food crops. Table 5 indicates the summary of the price changes and factors for these changes as explained by the women FGD participants.

Table 5: Food prices changes estimates as reported by respondents in urban site

No.	Food Item	Measurement	Price in Birr (2012)	Price in Birr (2013)	Causes for price change
1	Rice	Kilogram	14	16	Inflation
2	Teff	Kilogram	15	17	Increase in production and transport costs
3	Macaroni	Kilogram	15	17	Inflation
4	Wheat	Kilogram	7	9	Increase in production and transport costs
5	Sugar	Kilogram	14.50	14.50	Consumers' Associations provide it with fair price
6	Tomatoes	Kilogram	8	24	Whole sellers try to maximize their profit by imposing high price; lack of price regulation.
7	Onion	Kilogram	8	16	Whole sellers try to maximize their profit; lack of price regulation
8	Cabbages	Kilogram	8	8	Good production during the year
9	Carrot	Kilogram	3	8	Producers knowledge of national market prices increased; whole sellers try to maximize their profit by imposing unnecessary price; absence of price regulation
10	Potato	Kilogram	3.50	5	Whole sellers try to maximize their profit; lack of regulation of the price from the government.
11	Meat	Kilogram	80-90	100-120	Increase in transport cost

It is surprising that the price of vegetables has increased by more than double within a year which greatly affected the urban population. Though the change in the price of most vegetables was also high in the rural areas, the changes and the impacts were more visible in the urban areas. On the other hand, according to the *woreda* leader, some 'greedy' traders deliberately store the food crops and create shortages in the market to create scarcity in the market and thereby increase their profit by selling at higher prices. Key informants agreed that the increase in the cost of house rent put huge pressure on the ability of consumers to purchase food crops. People migrating to the city for work and living have increased the demand for house rent.

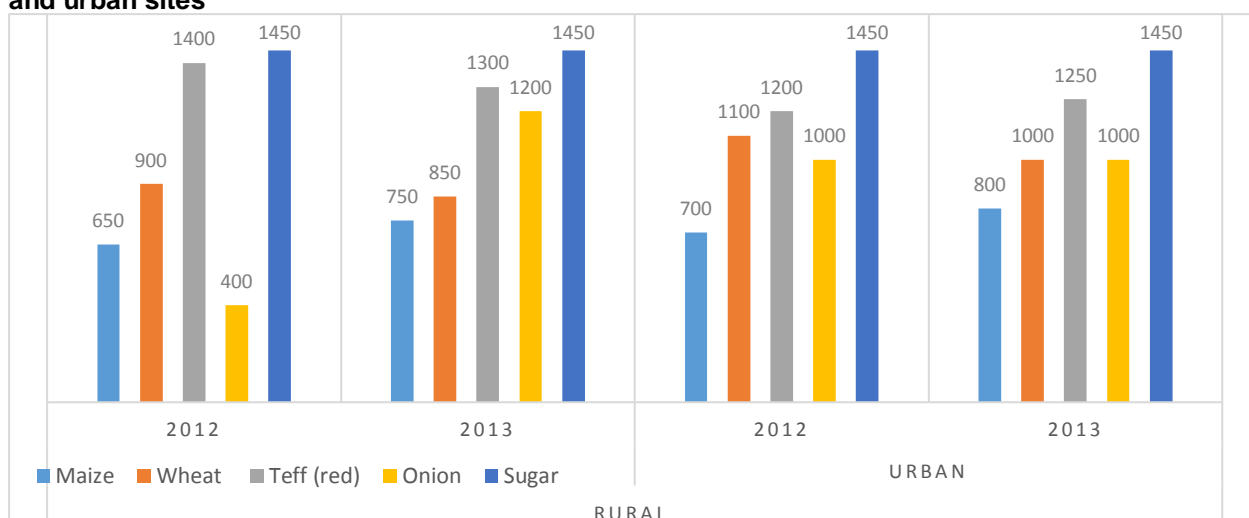
Figure 3: Change in food price (birr/quintal): urban site



As indicated in Figure 3, the change in price of food items in urban areas is very low. Although still some traders use different mechanisms to rise food prices, respondents agreed that the establishment of Consumers' Cooperative has helped consumer to have food items at reasonable prices. Prices have been relatively stable in the last year.

Households also discussed the price changes and its impact on the life of household members over the past one year. Figure 4 illustrates these changes highlighting the rural and urban (as reported by ex-migrant household head in rural site and the female headed household head in urban site).

Figure 4. Estimates of prices changes for selected food items over the two years in rural and urban sites



While the price of onion has somehow increased for the rural household, the prices of all items for the urban households remains relatively stable. Sugar as a selected item has been provided by the government factory and sold by the Consumer Associations and Farmers' Cooperative in both rural and urban areas, respectively. That is why its price remains similar (birr 1450/quintal) across sites in both years.

The impact of some price changes (which will be discussed in the next sections in detail) is more evident at the household level both in the rural and urban areas. Both the rural and urban household respondents involved in the interviews confirmed that the increase in the price of basic food stuffs accompanied by the increase in the price of production inputs, cost of services and other consumables items hamper their ability to feed their household members. For the poor, even the small increase in price brought a considerable impact on the members of their families.

In the rural areas, most adults in the households are forced to skip breakfast and snacks. Sometimes, this is in order to provide their smaller children with at least three meals a day. The grain producer reported the real experiences on how his household and other community members adapt themselves with the changes in the availability of food items at the household level:

During the harvesting season, we can get variety of food stuffs. Now [in summer] we eat less variety of food stuffs. In winter we get teff, wheat, maize and other stuffs. We used shiro wot, cabbages, salad, etc. Now, we cannot get most of these food items. There is no teff but we eat a mixture of maize and wheat crops. Most of the time, we eat bread with cabbages. So, both the quality and quantity of food consumed in my household has declined this summer because we are purchasing much of the food items from the market... Sometimes, we do not eat the breakfast and we may totally skip snacks. So, we eat only lunch and dinner. Of course, children cannot wait until lunch [they have to eat breakfast] (ET02_HH_GP_13).

The household head who received community support in Year 1, but no longer in Year 2, also confirmed that his household has struggled to eat at least three times a day.

We do not eat sufficient amount of food. The household should have eaten four times a day including the breakfast, lunch, snack and dinner. However, we cannot get food for even three times. The variety was very good in winter but in summer the variety has highly declined and we mainly eat bread with cabbage or milk. We rarely eat shiro wot, meat, and vegetables (ET02_HH_CS_13).

The grain producer reported that during the time of food shortage and crises, people are forced to eat food items which are given low status in the community. One of these food stuffs is red haricot bean. He said, "This summer, we eat red haricot bean as well. This is eaten only during the time of food shortages. It is not common to eat haricot bean in our community during the time of food surplus because people consider it as unwanted crop for food (but for sale)". The food is less nutritious and is usually produced for sale.

In the urban area, the poorer households consume the same kind of food for longer period of time. They cannot have the capacity to buy the variety of food stuffs. The female headed household head, for example, said that her household members have eaten *enjera* with *shiro* sauce most of the year; her child could not get balanced diet due to shortage of income and high cost of living. The following ideas are taken from what she reported:

I have been struggling to feed my children properly because of my economic problem. There are times when my children eat only bread for days. There are also times when they eat only kolo (roasted grains) for their dinner. Last year, I was able to buy macaroni for my children. This year, I have never bought it... Last year I bought chicken for most of the holidays but this year, I couldn't buy chicken even for a single holyday. I can't buy

chicken with 180 Birr although it would have been important food. Thus, this year, I could not provide my children with balanced diet because food items are getting expensive (ET01_HH_FHH_13).

In both communities, people are forced to reduce the quality and quantity of food consumed in the household in order to cope with the impact of prices changes on the livelihood of their household. Some household respondents in urban areas said that they are forced to spend much of their income on house rent which directly lead to decline in their income for the purchase of food crops and other consumables. Young people migrate to the city for work and other households come to live in the city resulting in huge housing problems. House owners prefer to rent to the youth who can pay a big amount by contributing some money and share a single room.

Concerning the source of food consumed at the household level, it was reported that almost all of the urban households purchase basic food items from the local markets and shops. Only one household reported that her household received some food items from an NGO and relatives. Even this household buy much of the food from the market. It seems that most of the time, the father and mother are the main bread-winners in the households though in some households bigger children engage in some kind of income generating activities in order to cover their daily meal. For instance, in the grain seller household, the older son is an assistant taxi driver and her cover his personal and subsistence costs though he does not contribute money for the household.

The situation in the rural area is different. The availability of food in the household is affected by season and whether the production is good or not. During the autumn and winter seasons, most of the households consume from what they produced from the farm. Food shortage affects most of the households during the summer and when the production becomes low due to shortage of rain. So, during the late spring and summer as well as at times of food crises, people partly purchase food items from the market and partly consume from what they have saved. Some poorer households may also borrow food items from better off farmers with/without interest. Poor households also engage in daily labour in order to earn money to buy food stuffs.

Changes in Work Patterns and Wages

Interviews with key informants indicated that the government and private organizations have tried to create job opportunities for jobless young people both in the urban and rural areas. The data indicated that more job opportunities have been created in the urban site than in the rural one.

According to the *woreda* leader in the urban site, the government works strongly with the communities and private companies to create more jobs for the urban jobless people. He reported that more than 1,200 jobless people have got employment in construction, factories, small scale enterprises (for example, wood work, metal work, etc.) and service provision organizations over the last one year. In addition, the *woreda* helped young people to be organized into small-scale micro-enterprises. A large number of these unemployed youths formed enterprises and cooperatives in a number of areas including loading and unloading factory products, urban farming (poultry, vegetation production, disposable solid waste materials, construction and coble stone work, etc.). These small-scale enterprises have created job opportunities for other people in the locality.

Petty trading is one of the areas which engages a large number of labor force in the urban area. This activity is mainly run by women. According to the head of *woreda* Women's, Youth and Children affair, the government has tried to help these petty traders to form cooperatives. However, most of them are not volunteering to form cooperatives. Rather, they want to continue to work individually. They fear the risks of losing their business. This greatly contributed to the slow expansion of income generating activities in the *woreda*.

Interviews with households in the urban area indicated that generally the income of their household members have been increased as compared with the previous year (Table 6).

Table 6: comparison of wages for five urban households involved in the two Rounds of research

Household code	Current occupation(s)	Current monthly earnings (in Birr)	Last year's occupation(s)	Last year's monthly earnings (in Birr)
PW	Weaving	450	Same	350
VP	Civil servant (Janitor)	550	Daily laborer	300
GT	Grain seller	400	Same	300
SB	Weaving	1350-1050	Same	750-900
DL	Daily Laborer	800-1000	Same	600-1000

As the majority of the household respondents reported, though their income showed increases, this has not brought important change in their livelihoods. This is because the cost of living has increased by far greater than increase in their income. For example, according to the woman who was pregnant in Year 1, though her monthly income is increased by more than 20% this year, the quality of food consumed by the household members show decline than last year. The increase in the price of food items contributes to the deterioration of the livelihood of her household. She reported the situation of her household as follows:

The total monthly income of my household is 450 birr this year; out of which 300 birr is used for purchasing food items. Last year, the total monthly income of my household was 350 birr, out of which 250 birr was spent on food items. Last year, I could afford buying butter to visit a friend/a relative who gave birth to a new baby. This year, I could not do the same as the price of butter is very high. Last year the price of a cup of butter was 10 birr but this year, it is increased to 15 birr. Thus, the increasing price of food items has deteriorated the livelihood of my household (ET01_HH_PW_13).

The amount spent on food seems to decrease but this was mainly because the household stopped buying some items such as butter which they used to buy during Year 1.

It seemed that job opportunities are less available in the rural study community than in urban one. According to the kebele leader, most of the government positions were already occupied and there are few vacant positions in the area. However, the number of jobless educated and uneducated people have been increasing in an alarming rate.

The only job opportunities available in the community is paid daily work in the irrigation scheme. This is particularly important for women and working children to earn income when their household face financial and/or food shortages. The kebele leader explained this as follows:

Paid work [in the irrigation scheme] is one of the major activities which absorbs large number of labor force in this community. The irrigation farm owners created good job opportunities for uneducated youths and women. The price of daily laborers has increased by 50% this year and many paid laborers have benefited from increase in daily wage (ET02_KI_KL_13).

As the paid labor in the irrigation project does not need profession, it is not preferred by the majority of the educated young people.

In the neighboring *kebeles* and towns, there are private companies engaged in irrigation, flowering farms, and construction activities. Though these companies have created job opportunities for large numbers of people within and outside the *woreda*, they prefer to employ the less edu-

cated people to the educated ones. They have less vacancies for those who complete secondary and college/university education.

Figure 5: Vegetable growing through irrigation attracted young workers.



Some respondents blame the government for not creating job opportunities for the educated rural young people. According to the *kebele* leader and health officer, the government's focus is in expanding agricultural production instead of creating jobs in non-farm activities. According to the *kebele* leader, increasing agricultural output does not mean increasing job opportunities for rural jobless people. This is because increasing agricultural production is possible only by improving the productivity of the land as there is no way to expand the size of farmlands. There is already a severe shortage of farmland and there is little possibility to distribute land to the landless young people.

Nevertheless, there have been some attempts, by the government and some NGOs in the rural areas, to organize young people and women in to cooperatives and help them to engage in loading and unloading, and trading activities. Last year, one loading and unloading cooperative was established in the community. The cooperative members are educated young men who had no jobs. They have mainly engaged in loading and unloading the vegetables (tomatoes, onions, peppers, cabbages, etc.) on trucks. In addition, one NGO called SEDA (Sustainable Environmental Development Association) helped to organize some women into trading cooperative. It constructed a house near to the roadside where the cooperative members can sell vegetables to passengers traveling to Addis Ababa and to southern Ethiopia. In addition, some educated young people from the community have been employed in the government construction project in Ziway town. Some farmers were also employed in the Farmers Training Centre (FTC) which is located in the community. However, these work opportunities created for the local people are very few as compared with the number of unemployed educated young people in the area.

The other important occupational change in the rural community is the increasing flow of migrant paid laborers into this community. These are seasonal migrant laborers coming from Southern Ethiopia and work in the irrigation scheme as daily paid laborers. They stay in Ziway

town, and come to the community when there are paid works. The increasing inflow of the seasonal labor migrants into the community contributed to increase in the daily wages in the irrigation farm. As they are more experienced and skillful, compared with the local laborers, they have the power to negotiate on payments which actually contributed to radical change in the payment rate. For example, the rate of planting a line of tomato/onion seedlings has increased to more than 1 birr. It was less than 50 cents last year.

What People Are Eating

Both in the urban and rural study communities, the availability and quality of food consumed by the people is differed by season, and are affected by inflation. The head of household which receives some community support in the rural community clearly explained this as follows:

We eat the food in sufficient amount but the quality is not good. The household should have eaten four times a day. However, we could not eat even three times a day. The variety was very good in winter but now the variety is highly declined and we mainly eat bread with cabbage or with milk. We rarely prepare shiro wot, hardly eat meat, and different kinds of vegetables [ET02_HH_CS_13]

The same respondents said that though both the quantity and quality of food consumed in his household declines during this summer [2013], the availability is generally good as compared with last year. He said, "last year we suffered from hunger and we were unable to feed ourselves. But now we are able to buy the food from the market with our own money."

In the urban community, households are forced to reduce the quality and variety of food consumed by the household in order to cope with the impact of food price increases. As reported by the majority of the respondents in this community, adults in particular had to skip the breakfast and snack.

Figure 6: In some households roasted grain or a piece of *enjera* with tomato could be the meal.



Some of the households involved in the study said that as compared with last year, they have reduced the frequency of eating food into two times a day. The very poor household respondent reported the situation of her household as follows:

My household members rarely eat breakfast. If we eat breakfast, we skip lunch and vice versa. When we are able to eat breakfast, it is always bread without tea. When we are not able to eat breakfast, we eat injera with shiro or bread with tea for lunch. Similar

food is served for dinner. We stopped having a snack long time ago. In General, we have reduced the frequency of eating food to two times a day (ET01_HH_VP_13).

When we analyse the types of food consumed by the household members, it becomes clear that the majority of the households in the urban areas eat bread or *enjera* (flat Ethiopian bread) with cabbage or *shiro wot* (beans stew). In the rural area, the main daily food at the time of interview was *torosho* (dried flat bread) with cabbage. Cabbage is cheaper during the rainy season as it is produced in the garden of most people both in the rural and urban areas. According to the respondents in both sites, though their household members wished to eat protein-rich foods such as meat, butter, eggs and chickens, they could not afford to buy them as the price of these food items are very expensive. Some of the respondents even reported that they have not eaten meat for more than a year. As one respondent from the rural site reported, for example, the price of a kilogram of meat is 180 birr which was an increase of more than 30% within a year. One FGD respondent for same site said, "My family has not consumed meat during the last one year because the price of meat has increased every month and it has become beyond the capacity of my household to buy [and consume]." Of course, this seems to be less in the urban site (not more than 120 birr per kilogram as most respondents reported). A female respondent from the urban site also said that in the past people at least ate *doro wet* (chicken) but now the price reaches above 180 birr which means that poor households cannot afford to buy chickens. Also urban households struggle to afford to buy vegetables (such as tomato, onion, potato, etc.) during the summer because the low supply of these vegetables creates shortages in the market which directly results in an abrupt increase in price.

In both sites, food price reaches its highest peak in the summer season. This causes shortage of food in most of the poorer households. The supply of food items declines in summer and the demand is high as farmers start to buy food stuffs from the market. In the rural community, autumn and winter are good times because most of the households get variety of food stuffs from their own harvests. During this time, the quality and quantity of food consumed by the household increases. For the urban community, the seasonal difference is not as such a significant factor because the price is manipulated by the 'greedy' traders who intentionally hoard the food crops and create shortages in the market.

When we see the main sources of food at the household level, the majority of the households in the rural community get it from their own farms. However, almost all of the households in the urban areas obtain food stuffs from the market. This clearly indicates that food price increases greatly affect the wellbeing of urban households. As the female headed household in the urban site said, "the increase in food price creates high stress in my household." In the rural area, the main vulnerable households to food price volatility are the landless and large family size households. Of course, this is aggravated by the increase in the cost of production inputs (fertilizer, improved seeds, pesticides, etc.), cost of land rent and cost of other consumables.

Changes in Domestic work and gender roles

With regard to changes in the responsibilities at household level, respondents in both sites confirmed that as the age of the children increases, they have been taking more and more responsibilities within the household. In the urban community, both male and female children have been more engaged in domestic activities. The increasing wages of domestic workers force the parents to use their own children for domestic chores. According to one respondent, the wage of domestic workers has increased by 50% in one year, and this has made poorer households to stop employing domestic laborers. This was also confirmed by the youth FGD participants in urban site:

Households do not want to hire house maids due to high rate of salary. The lowest house maids' salary was 200 birr last year. This year it is increased to 300 birr. Therefore, instead of employing house maids, parents force their children to help them in do-

mestic activities. This in fact has put pressure on children because their increasing responsibilities at home adversely affect their education. (ET01_FGD_Youth_13).

In the rural community, the increasing cost of farm labor is the main cause for the increasing engagement of children in family labor (both domestic and farming). Moreover, the fast increase of paid labor in the irrigation scheme attracted large number of children to engage in paid labor. According to the *kebele* leader, the paid daily labor has increased by 50% between 2012 and 2013.

When we see the gender roles in the household, women still play dominant roles in domestic activities such as baking, cooking, washing clothes and household utensils, fetching water and wood, and caring for children. However, a recent trend has shown that men have started to take responsibilities in some domestic activities such as fetching water, washing clothes and caring for children. One reason was, with increasing in the wage of maids, family members need to help each. The grain producers engaged in the group discussion (ET02_GPFGD_13) clearly explained about this new trends. They said that in the past, men did not want to involve in domestic activities. But now many husbands start to help their wives in domestic activities. One participant of the FGD shared his experience by saying: "Now I fetch water and firewood for my household. In the past, I used to quarrel with my wife when she came late from the market. I was beating her as well. But now I understand that... [I was not correct]. Now I start to understand that she is a responsible person for the household. She may stay in the market due to lack of taxi and other problems".

Another participant said that when his wife goes to market, he cooks food for children. He also fetches water and firewood. Another participant said that he cooks cabbages and bakes bread at home. He fetches water and firewood as well. And he is happy for helping his wife. Another participant commented that in the past there was no education about the equality between men and women but in the last few years the intensive education provided by the government has helped to reduce the gap. Government officials, women associations and other institutions work hard to educate people about gender equality which could, in a way, be expressed in narrowing the traditional gender division of labor.

Though the majority of the group and individual interview respondents appreciate changes in the gender roles with in the households, there are huge challenges to fully implement the government's efforts to ensure gender equality in the areas of domestic and other household activities. One of the major problem is that many men still do not have the skill and experience in domestic works. So, still it takes time for men to take full responsibility in all kinds of domestic activities.

The other challenge is the conflict between the traditional division of labour within the household and the new education on the equality of gender roles in the household. This is confirmed by one young man who participated in youth group discussion. According to him, the norms of the society limits men's roles to farming, herding and selling farm products; domestic work is the role of women. He said: "My role is limited to farming, selling farm products and herding. My wife is responsible for domestic activities. This is part of the culture of the people. The only recent change in the community is in the area of caring for the smaller children. In this case fathers start to care for the children which was not the practice in the past" (ET02_YFGD_13).

This respondent concluded that as this is part and parcel of the culture of the people, it is difficult to change this in short period of time.

Therefore, though many men are positive towards these change of labor sharing within the household, the traditional gender based labor system could not cope with the fast increase in the agitation and propagation of the gender equality which sometimes leads to conflicts between husbands and wives, older and younger generation, etc.

So, the real experience of the people in the rural area indicates that whenever new laws related to gender roles in the households are enforced at the community level, it is important to take into consideration the norms and values of the people. It is also important to give skill training to men on how to accomplish domestic chores before boldly enforce the law.

5 LOCAL ACCOUNTABILITY FOR FOOD SECURITY / HUNGER

In this report, we also analyzed the local accountability for food security/hunger in the study sites. The perception and experiences of the interview participants about the right to food and the responsibility of providing food to the hungry during the critical food crises in their localities are discussed in detail.

The Situation of the Urban Site

Urban respondents reported that as a whole the government, parents and other working adults in the household are responsible for reducing hunger in the households. In times of critical food shortage within a particular household, the roles of neighbours, relatives and friends are very important to provide some financial and food support to the hungry. Respondents indicated that though family ties and social networks have been becoming loose, still the neighbours and friends play important roles in supporting the hungry people. A woman in this site said:

It is a common practice that people in the neighbourhood help each other in times of food crises or health problems. When somebody is hungry, he or she can ask the neighbours, relatives or friends for food support. But that neighbour, friend or relative can give food to the hungry only when they have extra. I offer food for my sister or brother when they face serious food shortage. Besides, people have to work hard in order not to be hungry (ET01_HH_PW_13).

Sometimes, the hungry people apply to the local *kebele* administration for food aid. However, the administration provides positive response only if there are NGOs which provide food aid/school feeding programs within that *kebele*. The role of the *kebele* administration is to assess the seriousness of the hunger and link the hungry persons with the concerned NGOs. There is no mechanism in which the administration itself provide food support to the hungry people. This means that the local government structure has no responsibility to provide direct food support to the hungry.

Household respondents made it clear that though they have suffered a lot from shortage of food during the year, they have never asked the local government for food support. This is because they know that the government has little capacity to provide food support to people who have no food to eat. However, they knew that some of their neighbours reported their problem to the *woreda* Women's, Youth and Children Affairs Office. But the response from the office was not satisfactory. The poor household respondent reported that last year (2012) there was a school feeding program in a school where her child was learning and her child was getting tea and biscuit every school day. However, as the NGO providing this support stopped the feeding program, this support was not available this year (2013). The grain seller respondent reported that the World Vision Organization provides some food and financial support to orphans and children of the very poor households but the support is very limited as compared with the number of people seeking food aid in the community (ET01_HH_GT_13).

Respondents generally believe that the government should not be responsible/accountable for the hungry. According to one respondent, it is the responsibility of the parents to work hard and feed their household members. The government may not be responsible for individual/household level hungry. The government may be responsible to provide aid only when part/all of community members face hunger. Even for this kind of hunger, there is no responsible gov-

ernment structure at the *kebele/woreda* level which may give immediate response. So there is no way in which people can ask for food aid from the government during the time of food crises. This is also confirmed by the *woreda* leader.

The prime responsibility [of helping the hungry] lies on the family head. The one who generates income (in the family) is likely to be responsible. Anybody who wants to eat has to work hard as long as he/she is capable. Parents have the responsibility to feed their children all the time. Families have to save money [food crops], and work hard in order to protect themselves from hunger (ET01_KI_LA_13).

The head of Women's, Youth and Children Affair also feel that the hungry have no right to food even during the time of food crises. She says:

The community members should not develop the feeling of dependency syndrome. There are many young graduates who have been dependent on their parents only because of the fact that they didn't get the type of job they aspire to have. There are also people who apply to my office for some kind of food aid. I believe that those people have to work hard instead of asking for food aid. I have told them that as food aid does not bring sustainable solution to their food crises, they have to work hard and seek other solutions by themselves (ET01_KI_WCYO_13).

According to her, hunger happens due to individual laziness. The community is accountable for the hungry because it is the responsibility of the community members to advise lazy people to work hard and feed themselves and their families. She said that the government is responsible only for hunger that happens due to natural calamities which may be beyond the capacity of the community members to deal with. Moreover, the government is responsible for providing technical (training, advice) and administrative supports to the people in order to reduce hunger and to ensure food security.

As it works on women, youths and children, her office receives applications related to hungry children and women. The office has tried to link them with aid organizations working in the *woreda* but at the same time it has advised those aid organizations to engage these hungry people in sustainable economic activities instead of providing them with food aid which directly make them idle and aid dependent.

The *woreda* leader added that the role of the government is to design programs that enable the community to prevent hunger and secure food by creating job opportunities for the citizens. He said that the government also tries to intervene in the market in order to stabilize the food prices. Therefore, the responsibility of the government is to fight hunger and poverty by expanding job opportunities to large number of jobless people in the communities. Moreover, the government works closely with the Consumer's Association to reduce the impact of food price changes on the poorest and hungry people in the communities.

Household respondents also reported that in public meetings, people ask the local administration to intervene in the market in order to stabilize the price of basic food items and other consumables. In this regard, the government has played important roles in establishing the consumers' associations which provide sugar, food oil, wheat flour, etc. with fair price to the people. Recently some consumer's associations have started to diversify the food items they provide including soft drinks, meat, etc. The problem is that still the poorest of the poor even could not afford to buy items from the consumer's association. The government has not design a mechanism on how this section of the population can help their household members to get proper food.

Figure 7: The Urban Consumers' Association provides edible oil to consumers at fair price.



Situation in the Rural Site

As the case in the urban community, there is no government structure at the *woreda* and *kebele* levels which is responsible for the hungry in the rural site. According to the majority of the household respondents, hungry people do not have the right to food. They equate the right to food with the right to work. The youth focus group participants said that “if you work, you can have the right to food but if you do not work, you have no right to food.” However, the *kebele* Women’s Youth and Children Affairs has a different view. According to her, the government should be accountable for the hungry people. She said, “The government and NGOs are responsible for protecting people from hunger. The government is responsible because next to God, the government is considered as father of its citizens and father does not remain silent when his children are hungry” (ET02_KI_WYCA_13).

The *kebele* leader, however, said that the government cannot be responsible for hunger at household and individual levels. According to him, the government already made it clear that people should work hard and feed their households. He added that the role of the government is limited to providing technical assistance (training, advice, provision of modern farm inputs, etc.) to the farmers. It provides these technical support in order to improve agricultural production and to ensure food security at the household level. This stand of the government was positively accepted by the household respondents as well. However, they commented that still the government should provide some kind of food assistance to the poor households during the seasons when food shortage affects wider community members.

With the absence of government and NGO support to the hungry, the neighbours and relatives are the main actors in providing food support. People in the rural areas still have strong social bonds which is important not only in helping each other on social events but they also play key roles in helping each other during the critical food crises at the household and individual levels. Focus group discussion participants reported that people should get food in order to survive. This means that naturally people have the right to food. However, this right to food depends on whether the individuals work hard to feed themselves and their household members. The following ideas are discussed by the grain producers participated in focus group discussion:

The right to food is equal to the right to work. When you work hard, you can get the food. There is no right to food staying idle. Lazy people cannot have the right to food unless they work hard...; idle people are harmful for themselves and their country. Becoming hungry is a humiliating thing. People do not like to hear that someone [in the community] becomes hungry. Also the government already declared that people should work hard to move out of poverty/hungry, and people has no right to request for food while they have hands to work and mind to think. The government educated the people not to seek/beg food. Of course, local people can borrow money/food crops with some interest to those people who become hungry (ET02_FGD_GP_13).

According to the respondents, hunger happens when the person fails to work hard or due to natural disasters. The government may help the hungry people to ease any problem that happens only due to natural circumstances. However, hungers happening due to the individuals' failure to work can be relieved by the individuals themselves. At the same time, neighbours, friends and relatives can help the hungry people when the problem happens for short period of time.

Both the household and FGD participants provided the lists of mechanisms in which hungry persons in their community use to reduce the impact of hunger. Some of them can buy food crops by selling their livestock. Some of them can buy food crops by renting out their lands. Still some of them can borrow money and/or food crops from other people with interest. The availability of paid work in the irrigation project is also an important way out for many hungry people. They can mobilize their family members and engage in paid labour in order to feed their household members during the time of food crises. Some households employ their smaller children in the house of rich farmers in order to use their salary for the purchase of food crops. One youth FGD participant said that some hungry persons can overcome the problem by involving in theft activities. According to him, 'stealing is one mechanism of survival during critical food crises.'

Regarding the main direction of the government policy in relation to food security and combating the impact of hunger, local officials said that the focus on the government is to bring long term sustainability in economic development in the rural area.

It is reported that at the beginning of 2013, the government has provided intensive training and advice to the local farmers on how to improve agricultural production and productivity, and how to secure food at the household level. The government make it clear that expecting food aid from the government and NGOs will only make the people to develop a feeling of dependency syndrome. As reported by the *kebele* leader and the Agricultural extension worker, the government conducted a farmers' training conference at the beginning of 2013 with the objective of motivating and encouraging the local people to work hard in order to improve production and to ensure food security at the household level. The training led to a widespread movement on the part of the farmers to actively engage in their farming activities. The result is encouraging. This year's agricultural production looked very good and the majority of the farmers feel that the training helped them to use agricultural technologies and techniques (sowing in line, weeding more than once, proper use of fertilizer and improved seeds, etc.). According to the local agricultural extension worker, there have been a huge attitudinal change among the farmers towards the use of new farm technologies and production techniques which help many farmers to move out of poverty and hunger. He added that this is the result of the government's long term plan to ensure food security at the household level through improving the livelihood of the rural people.

The extension workers also provide advice on the farm and the *woreda* officials have conducted official visits on the farms in order to monitor the impact of the training on the production and productivity of the farmers. Moreover, farmers have made experience sharing with the model farmers in other communities which greatly contributes to improving the food security condition in the area but the increase in food prices still remains as a hurdle to food security.

6 CONCLUSION

The findings of the research indicates that in both sites the price of food items have showed limited increase. The increase in food price has greater effect on the poorer population. The trend during the last year indicated that the price of vegetables showed significant changes as compared with the price of basic food items such as maize, wheat and teff. In both urban and rural areas, the price of sugar and food oil have remained unchanged because these items were provided by the consumers' association in the rural areas and by the farmers' union in the rural ones. In the rural areas, the increase in the price of food crops have been precipitated by the increase in the cost of agricultural production (fertilizer, improved seeds, pesticides, labor, etc.) while in the urban areas the increase is mainly caused by the increase in transport cost and unfair traders.

Overall, however, the data show the increase in price increase has been insignificant. The major reasons were government application of the new law on price control and establishment of consumer association at local levels that supply consumer goods at reasonably price. Many hope this to be more effective in the coming years and called for more governmental intervention in price regulation.

Regarding the changes in occupation in the two sites, the local government have tried to create some jobs. However, the available vacant positions are very small as compared with the number of job seekers. In the rural site, paid work in the irrigation projects consumes large number of labor and the wages have been increased by more than double for some of the activities such as planting, collecting, etc.). The problem is that these paid labor activities need simple basic farming skills and the educated young people do not want to involve in these activities. Even the big investors in irrigation and flowering farms do not want to employ educated young people.

The findings showed that at the household level, domestic works still remains the main activity of women and children in both sites. In the rural areas, men still play a dominant role in farming and herding activities. However, in both rural and urban areas, there have been slight changes in the gender division of labour in which men start to involve in domestic activities such as fetching water and firewood, caring for children and cooking. One of the big changes in the rural site was that wives/women have started to play important roles in buying and selling items in the market. These seem to be associated with the increasing awareness of gender equality within the rural community in general and within the household in particular. In general, high costs of living means families members have to work hard including women outside. As wages of maids becoming too high, male members have increasingly shared the work load of their female members at home.

With regard to the types of food consumed by the household members, the majority of the households in the urban areas eat bread or enjera with cabbage or *shiro wot*. In the rural area, the main daily food at the time of interview was *torosho* (dried flat bread) with cabbage. In both sites, people have struggled to get balanced diet. As many of the respondents reported, poorer household could not afford to get vegetables which are very expensive. Also respondents in both sites reported that though their household members wished to eat protein-rich foods such as meat, butter, eggs and chickens, they could not afford to buy them as the price of these food items are very expensive.

The data establishes that poverty of the household contribute to the increasing hunger within the household. All respondents stated that there is no right for food unless someone finds his/her own way of getting it. This clearly indicate that the provision of food to the hungry is the main responsibility of the individuals and households themselves. Both in the rural and urban sites, there are no formal government structure which provide food aid to the hungry during food

crises in the localities. The policy of the government focus on improving the livelihood of the people by improving production and productivity of the agricultural secure in the rural sites, and by creating job opportunities to the urban jobless people. Ensuring food security at the household level is associated with improving the general living condition of the people.

The government representative in the study community related the provision of food for the hungry with creating dependency syndrome. Therefore, the officials continue to agitate and train the people to actively engage in work in order to reduce hungry and poverty. People are continuously aware that the government will not provide food support to the hungry people except in times of natural crises such as flooding, crop destruction by pests, etc. The role of the government is attached to providing technical (training, advising, etc.) and administrative supports, and regulating the market prices for basic food items.

Finally, appreciating what the government is doing much in regulating price, supplying consumer goods at reasonable price and creating job opportunities, we still believe that it is the responsibility of the government to provide food aid at least to the disadvantaged section of the population (such as old people, orphans, people with disability, etc.). The government's strategic trend to ensure food security through improving the livelihood of the people may be appreciated and encouraged. However, the government should revise its policy on the right to food and to have structure at the local level to respond to urgent hunger issues in the communities.

ACKNOWLEDGEMENTS

The researchers thank the respondents who participated in this research. We also would like to express our gratitude to government officials and others who provided us their help in the data collection process.

Oxfam and IDS have embarked on a four-year research project to better understand the impact that food price volatility is having in different communities around the world. The project aims to fill the gap in evidence and understanding of the impact that volatile food prices are having on the lives of poor people living in rural and urban areas, including personal income and finance, health, social, family and security. This national research report is a contribution to that project. This research report was commissioned to contribute to public debate and to invite feedback on development and humanitarian policy and practice. It does not necessarily reflect Oxfam or IDS policy positions.

The views expressed are those of the author and not necessarily those of Oxfam or IDS.

This report is co-published by the Institute of Development Studies and Oxfam International. IDS and Oxfam cannot be held responsible for errors or any consequences arising from the use of information contained in this report. The views and opinions expressed are those of the authors and do not necessarily reflect those of IDS or Oxfam policy positions.

© Institute of Development Studies and Oxfam International April 2015

This publication is copyright but the text may be used free of charge for the purposes of advocacy, campaigning, education, and research in non-commercial outputs, provided that the source is acknowledged in full. The copyright holder requests that all such use be registered with them for impact assessment purposes. Readers are encouraged to reproduce material from the report, but copying for any circumstances other than those listed above, or for re-use in other publications/translation or adaptation, permission must be secured. E-mail G.Edwards@ids.ac.uk.

The information in this publication is correct at the time of going to press.

Published by the Institute of Development Studies under ISBN 978-1-78118-279-6 in April 2015.

OXFAM

Oxfam is an international confederation of 17 organizations networked together in 94 countries, as part of a global movement for change, to build a future free from the injustice of poverty. For further information, visit www.oxfam.org

IDS

The Institute of Development Studies (IDS) is a leading global institution for development research, teaching and learning, and impact and communications, based at the University of Sussex. For further information, visit www.ids.ac.uk

Funded by

